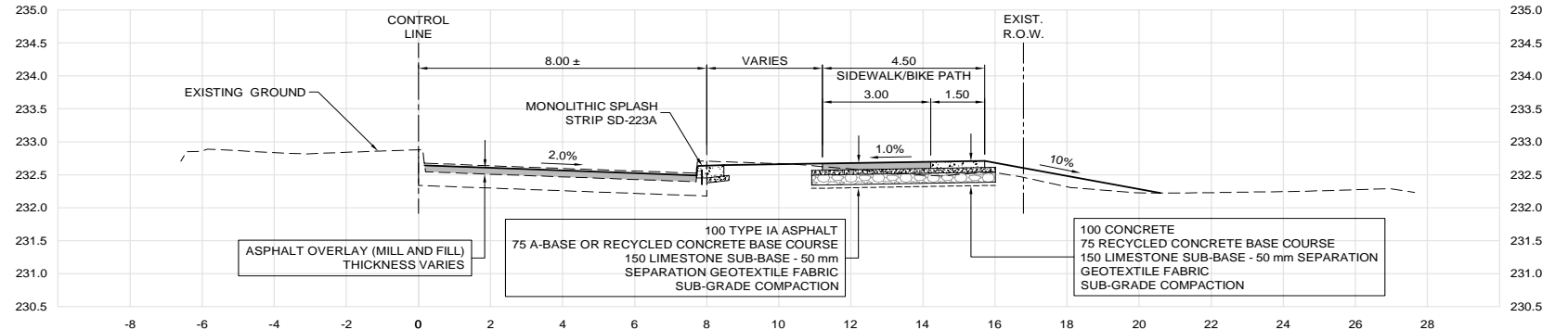
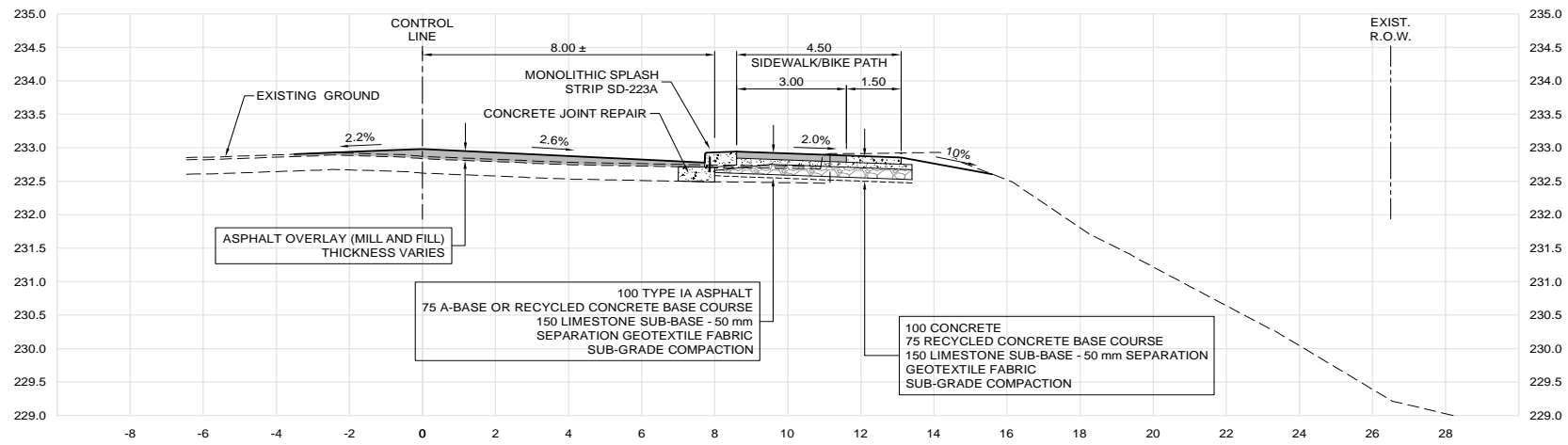


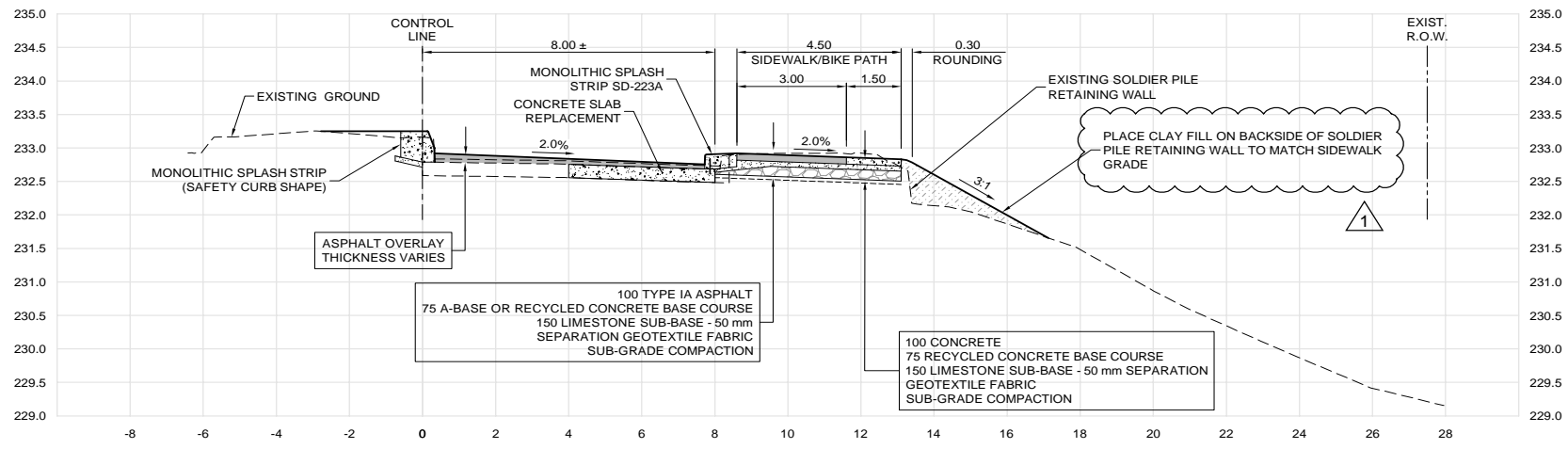
A SECTION - 0+395
02/10 SCALE: H = 1:100, V = 1:50



B SECTION - 0+645
04/10 SCALE: H = 1:100, V = 1:50



C SECTION - 0+928
05/10 SCALE: H = 1:100, V = 1:50



D SECTION - 0+950
06/10 SCALE: H = 1:100, V = 1:50

APEGM
Certificate of Authorization
Dillon Consulting Limited (MB)
No. 1789 Date: 2018/01/17

G:\CAD\1789-19 Drawings\Readonly\Contract\1789-19-COH-01-DETAILS.dwg

EXISTING	LEGEND-PLAN	PROPOSED	EXISTING	LEGEND-PLAN	PROPOSED	EXISTING	LEGEND-PROFILE	PROPOSED
150 WM	WATERMAIN	150 WM	CONCRETE	150 WM	WATERMAIN	150 WM	WATERMAIN	150 WM
300 LDS	LAND DRAINAGE SEWER	300 LDS	ASPHALT	300 LDS	LAND DRAINAGE SEWER	300 LDS	LAND DRAINAGE SEWER	300 LDS
250 WWS	WASTE WATER SEWER	250 WWS	PLANING	250 WWS	WASTE WATER SEWER	250 WWS	WASTE WATER SEWER	250 WWS
HYDRO	HYDRO	HYDRO	SIDEWALK	HYDRO	HYDRANT	HYDRO	HYDRANT	HYDRO
MTS	M.T.S.	MTS	PAVING STONES	MTS	VALVE	MTS	VALVE	MTS
100 GAS	GAS	100 GAS	PARTIAL DEPTH REPAIR	100 GAS	Q PROFILE	100 GAS	Q PROFILE	100 GAS
PROPERTY LINE	PROPERTY LINE	PROPERTY LINE	DRAINAGE ARROW	PROPERTY LINE	NORTH/WEST GUTTER	PROPERTY LINE	NORTH/WEST GUTTER	PROPERTY LINE
					SOUTH/EAST GUTTER		SOUTH/EAST GUTTER	
					NORTH/WEST DITCH		NORTH/WEST DITCH	
					SOUTH/EAST DITCH		SOUTH/EAST DITCH	

NO.	REVISIONS	DATE	BY
1	ISSUED FOR ADDENDUM 1	18/01/30	TJP
0	ISSUED FOR TENDER	18/01/17	TJP

DESIGNED BY	DRAWN BY	CHECKED BY	APPROVED BY
TJH	TJH	TS	TJP

HR. SCALE	VERTICAL
1:250	1:10

RELEASED FOR CONSTRUCTION
DATE
CONSULTANT PROJECT NUMBER
17-6149

THE CITY OF WINNIPEG
PUBLIC WORKS DEPARTMENT

PEMBINA HIGHWAY REHABILITATION AND ACTIVE TRANSPORTATION PATH

SECTIONS

CITY DRAWING NUMBER: P-3493-2018-10
SHEET 10 OF 10
CONSULTANT DRAWING NUMBER